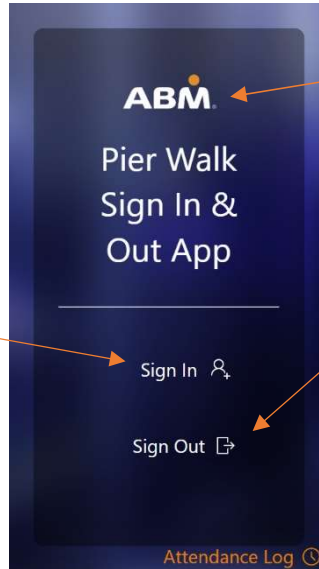


1. Home Screen

Click here to Sign In and register your attendance at the ABM Office at Pier Walk

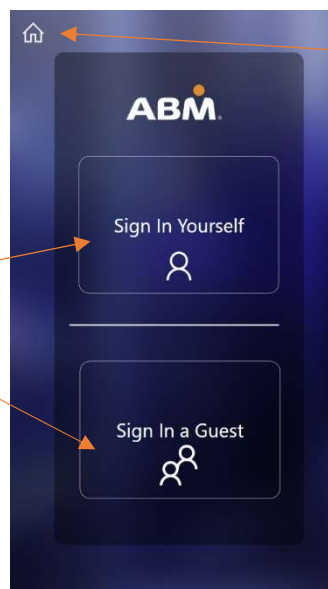


(Links to ABM.com)

Please click here to Sign Out before exiting the ABM Office at Pier Walk

2. Sign In Screen

Please select if you would like to Sign In yourself or a Guest.



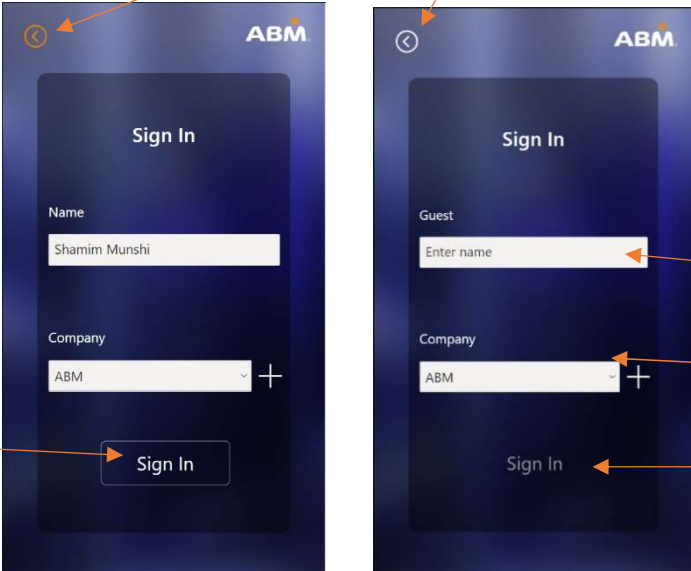
Back to Home Screen

3. Sign In Details screen

Back to previous screen.

If you are signing in for yourself, your name will automatically be populated. Click Sign In here

If you are signing in on behalf of a Guest, enter their Name and select/ add their Company name here, then click Sign In



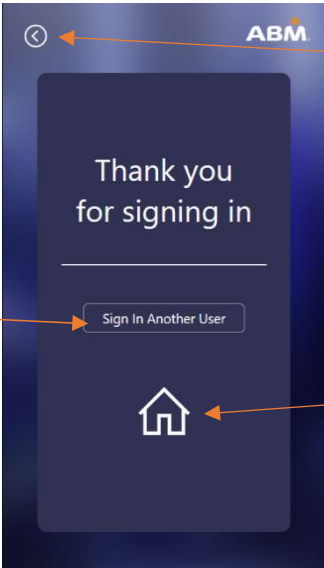
The image displays two mobile app screens for signing in. Both screens have a dark blue background and the 'ABM' logo at the top right. The left screen is titled 'Sign In' and features a 'Name' field with 'Shamim Munshi' entered, a 'Company' dropdown menu with 'ABM' selected, and a 'Sign In' button at the bottom. The right screen is also titled 'Sign In' but has a 'Guest' section with an 'Enter name' field and a 'Company' dropdown menu with 'ABM' selected. A 'Sign In' button is at the bottom. Arrows point from text annotations to the back arrow, the 'Sign In' button, and the input fields on both screens.

4. Thank You for Signing In screen

If you would like to sign in another user, Sign In here

Back to previous screen.

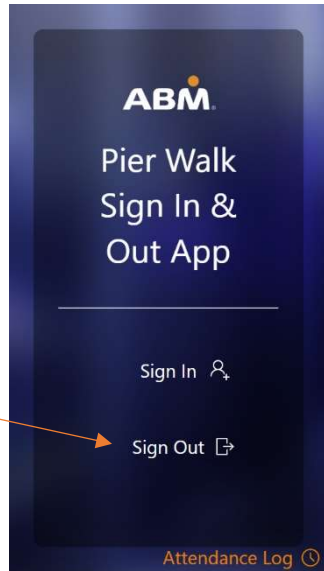
Home



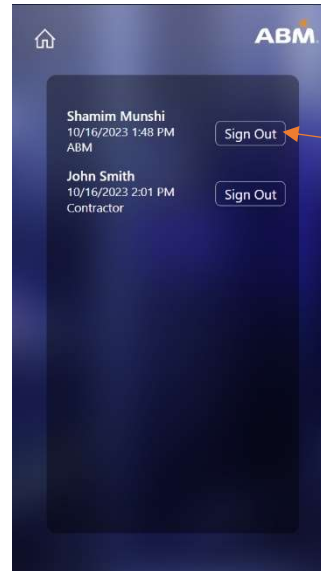
The image shows a single mobile app screen titled 'Thank you for signing in'. It has a dark blue background and the 'ABM' logo at the top right. The screen contains a back arrow at the top left, the text 'Thank you for signing in' in the center, a 'Sign In Another User' button below it, and a home icon at the bottom. Arrows point from text annotations to the back arrow, the 'Sign In Another User' button, and the home icon.

5. Sign Out Screen

If you would like to Sign Out yourself or a Guest, click here



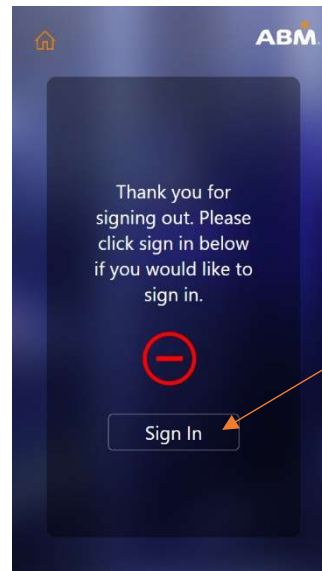
Locate User's name and click Sign Out



Click Yes to Sign Out or No to go back

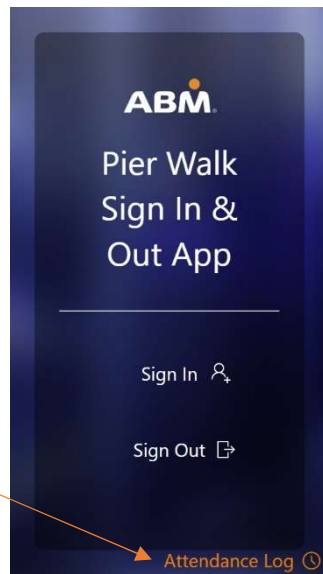


If you want to Sign In again, click Sign In



6. Attendance Log screen

Click Attendance Log on the Home Screen to see a list of Users who are currently Signed In



Important

- You must Sign In and Out using the Pier Walk Attendance Mobile App every time you use the ABM UK Office at 14 Pier Walk, North Greenwich.
- If you invite a Guest, you must use the App to Sign them In and Out on their behalf.
- You can download the App and use on your mobile device by clicking on this link [Pier Walk Attendance Mobile App](#) or you can use it in your browser by scanning this QR code:

